



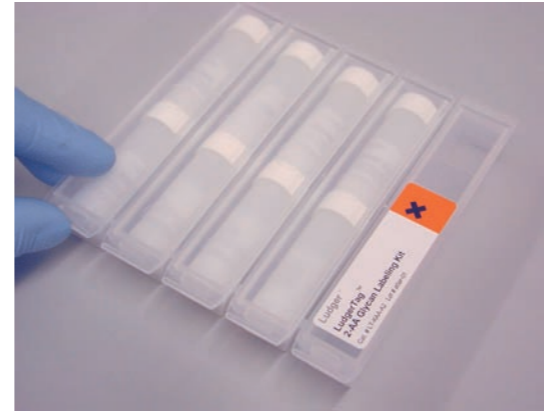
LudgerTag™ 2AB Glycan Labeling Protocol



1. Aliquot the glycan samples



2. Dry by centrifugal evaporation



3. Select the LudgerTag 2AB kit



4. Remove one set of labeling reagents



5. Add 150 µl acetic acid to DMSO vial



6. Add 150 µl DMSO-acid mix to the dye



7. Add all of the dye mix to the reductant



8. Add 5 µl labeling mix to the dried glycan



9. Incubate at 65 °C for 3 hours



10. Purify on Ludger-Clean S cartridge

The Glycan Labeling Reaction

This is a reductive amination reaction where:

1. The amino group of the dye label couples with the open ring form of the glycan to form a Schiff's base.
2. The Schiff's base is reduced to give a stable glycan-label conjugate

